

Surge protection device - DT-TELE-SHDSL - 2801593

Please be informed that the data shown in this PDF Document is generated from our Online Catalog. Please find the complete data in the user's documentation. Our General Terms of Use for Downloads are valid (<http://phoenixcontact.com/download>)



Attachment plug with surge protection for two SHDSL telecommunications interfaces (ports). Connection: RJ45 (RJ12/RJ11) and plug-in screw terminal block (COMBICON). Alternatively, can be snapped onto a DIN rail.



Key Commercial Data

Packing unit	1 STK
GTIN	
GTIN	4046356868457

Technical data

Dimensions

Height	103 mm
Width	25 mm
Depth	63 mm

Ambient conditions

Ambient temperature (operation)	-40 °C ... 85 °C
Ambient temperature (storage/transport)	-40 °C ... 85 °C
Degree of protection	IP20

General

Housing material	Zinc die-cast
Color	silver/black
Standards for clearances and creepage distances	IEC 60664-1
	VDE 0110-1
Mounting type	Connection-specific attachment plug and DIN rail, 35 mm
Design	Attachment plug for DIN rail mounting
Number of positions	4
Direction of action	Line-Line & Line-Ground/Shield

Surge protection device - DT-TELE-SHDSL - 2801593

Technical data

Protective circuit

IEC test classification	B2
	C1
	C2
	C3
	D1
VDE requirement class	B2
	C1
	C2
	C3
	D1
Maximum continuous voltage U_c	185 V DC
	130 V AC
Rated current	≤ 380 mA (25 °C)
Operating effective current I_c at U_c	≤ 6 μ A
Residual current I_{PE}	≤ 4 μ A
Nominal discharge current I_n (8/20) μ s (Core-Core)	≤ 5 kA
Nominal discharge current I_n (8/20) μ s (core-earth)	≤ 5 kA
Pulse discharge current I_{imp} (10/350) μ s	2.5 kA (Number of pulses category D1)
Total discharge current I_{total} (8/20) μ s	10 kA
Nominal pulse current I_{an} (10/1000) μ s (Core-Core)	100 A
Nominal pulse current I_{an} (10/1000) μ s (Core-Earth)	100 A
Nominal pulse current I_{an} (10/700) μ s (Core-Core)	150 A
Nominal pulse current I_{an} (10/700) μ s (Core-Earth)	150 A
Voltage protection level U_p (core-core)	250 V (B2 - 100 A)
	≤ 250 V (C1 - 500 A)
	≤ 410 V (C2 - 5 kA)
	≤ 250 V (C3 - 100 A)
Voltage protection level U_p (core-ground)	≤ 580 V (B2 - 100 A)
	≤ 580 V (C1 - 500 A)
	≤ 790 V (C2 - 5 kA)
	≤ 300 V (C3 - 100 A)
Response time t_A (core-core)	≤ 100 ns
Response time t_A (core-earth)	≤ 100 ns
	typ. 0.3 dB ($\leq 2,8$ MHz / 100 Ω)
	typ. 3 dB (≤ 25 MHz / 100 Ω)
Cut-off frequency f_g (3 dB), sym. in 100 Ohm system	25 MHz
Capacity (core-core)	55 pF
Capacity (core-earth)	7 pF
Resistance in series	3.3 Ω 20 %
Surge protection fault message	None

Surge protection device - DT-TELE-SHDSL - 2801593

Technical data

Protective circuit

Impulse durability (conductor-conductor)	C1 - 1 kV/500 A
	C2 - 10 kV/5 kA
	B2 - 4 kV/100 A
Impulse durability (conductor-ground)	B2 - 4 kV/100 A
	C1 - 1 kV/500 A
	C2 - 10 kV/5 kA
	D1 - 1 kA

Connection data

Connection method	RJ45/COMBICON
Connection method IN	RJ45 socket
	MC 1,5/4
Connection method OUT	RJ45 socket
	MC 1,5/4
Connection technology	Screw connection
Screw thread	M2
Tightening torque	0.22 Nm
Stripping length	7 mm
Conductor cross section flexible	0.14 mm ² ... 1.5 mm ²
Conductor cross section solid	0.14 mm ² ... 1.5 mm ²
Conductor cross section AWG	28 ... 16

Connection, equipotential bonding

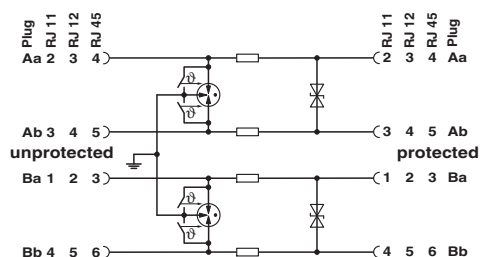
Connection method	Cable connection/DIN rail
-------------------	---------------------------

Standards and Regulations

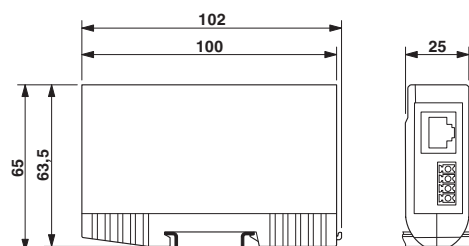
Standards/regulations	IEC 61643-21
Standards/specifications	IEC 61643-21 2002

Drawings

Circuit diagram



Dimensional drawing



Surge protection device - DT-TELE-SHDSL - 2801593

Approvals


Approvals

Approvals

EAC

Ex Approvals

Approval details

EAC		RU C- DE.A*30.B01561
-----	---	-------------------------

Phoenix Contact 2017 © - all rights reserved
<http://www.phoenixcontact.com>

PHOENIX CONTACT GmbH & Co. KG
Flachsmarktstr. 8
32825 Blomberg
Germany
Tel. +49 5235 300
Fax +49 5235 3 41200
<http://www.phoenixcontact.com>