THIS DRAWING IS UNPUBLISHED.
VERTRAULICHE UNVEROEFFENTLICHTE ZEICHNUNG.
© COPYRIGHT 20 BY AMP INCORPORATED.
RELEASED FOR PUBLICATION - 20 - -
FREI FUER VEROEFFENTLICHUNG
ALL RIGHTS RESERVED.
ALLE RECHTE VORBEHALTEN.

MATED WITH PASSEND ZU -

LOC	DIST
AI	-

PROJECT NO -

REVISIONS
ANDERUNGEN

P	LTR	DESCRIPTION BESCHREIBUNG	DATE	DWN	APVD
	A	Zeichng. ueberarbeitet/Ersetzt Siemens EC-Zeichng.	25AUG2000	Abr	-
	A1	Zeichnung ueberarbeitet/DRAWING EG00-0336-03	03FEB2003	Abr	-
	A2	bleifrei angepasst/LEADFREE ADAPTED	08NOV2004	Abr	-
	A3	PN 0-1411560-4 added.	19AUG2011	Kirsch.	Goep.

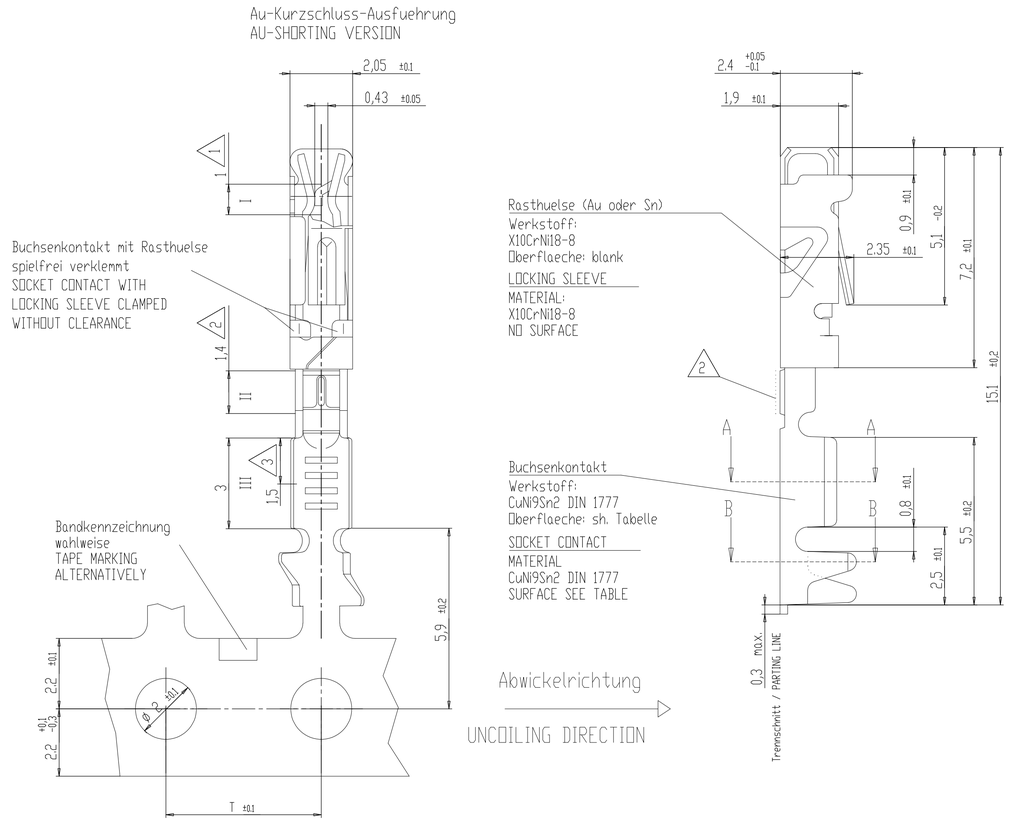

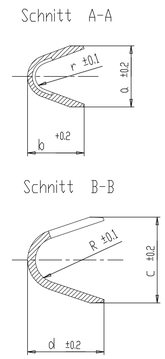

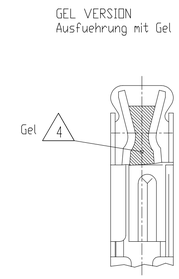

Bemerkungen
NOTES

1. Kontaktbereich fuer Stiftcontact
CONTACT AREA FOR PIN CONTACT

2. Kontaktbereich fuer Kurzschluss;
nicht fuer Standard-Ausfuehrung
CONTACT AREA FOR SHORTING CONTACT
NOT FOR STANDARD-TYPE

3. Auslauf bis 0,3µm Sn
Ausfuehrung Kurzschluss
RUNOUT TO 0.3µm Sn
SHORTING VERSION

4. Befettet am Kontaktbereich mit Nylogel N760G
CONTACT AREA DIP CREASED WITH NYLOGEL N760G

Tabelle: Buchsenkontakte / SOCKET CONTACTS

0-1411553-1	A	Standard	0.75	Sn	3 ± 1 µm Sn feuerverzinnt / HOT-DIP TINNED		
0-1411561-2	A	Kurzschluss SHORTING VERSION	0.75	Au	>= 1 µm Au ueber/over 2±1 µm Ni	>= 1 µm Au ueber/over 2±1 µm Ni	3±1 µm Sn galv. ueber/over <= 1 µm Ni
1-1411552-1	A	Standard	0.35/0.50	Sn	3 ± 1 µm Sn feuerverzinnt / HOT-DIP TINNED		
0-1411560-4 (4)	A	Kurzschluss SHORTING VERSION	0.35/0.50	Au	>= 1 µm Au ueber/over 2±1 µm Ni	>= 1 µm Au ueber/over 2±1 µm Ni	3±1 µm Sn galv. ueber/over <= 1 µm Ni
0-1411560-1	A	Kurzschluss SHORTING VERSION	0.35/0.50	Sn	3±1 µm Sn galv. ueber/over <= 1 µm Ni	>= 1 µm Au ueber/over 2±1 µm Ni	3±1 µm Sn galv. ueber/over <= 1 µm Ni
0-1411560-2	A	Kurzschluss SHORTING VERSION	0.35/0.50	Au	>= 1 µm Au ueber/over 2±1 µm Ni	>= 1 µm Au ueber/over 2±1 µm Ni	3±1 µm Sn galv. ueber/over <= 1 µm Ni
TE Bestell-Nr. CODE-NO.	Rev.	Ausfuehrung TYPE	Leitungsquerschnitt CONDUCTOR SIZE (mm^2)	Oberflaeche SURFACE	Bereich I AREA I	Bereich II AREA II	Bereich III AREA III

-1411553-	2.4	2.45±0.15	3.35	3.1	6.0	0.55	0.9
-1411561-	2.4	2.45±0.15	3.35	3.1	6.0	0.55	0.9
-1411552-	2.0	1.85 +0.2	2.8	2.5	5.08	0.45	0.75
-1411560-	2.0	1.85 +0.2	2.8	2.5	5.08	0.45	0.75
TE-Nr.	a	b	c	d	T	r	R

Lieferform: 17.500 Stueck auf Rolle fuer 0-1411560-1/-2 und 1-1411552-1/-2
12.500 Stueck auf Rolle fuer 0-1411561-1/-2 und 0-1411553-1
SUPPLIED: 17.500 PIECES ON REEL FOR 0-1411560-1/-2 AND 1-1411552-1/-2
12.500 PIECES ON REEL FOR 0-1411561-1/-2 AND 0-1411553-1

nicht bemasste Oberflaechen: Sn-flash oder Au-flash ueber Ni
NOT REMARKED SURFACES: SN-FLASH OR Au-FLASH OVER Ni

Anschlagwerkzeuge
CRIMPING TOOLS

Leitungs-querschnitt CONDUCTOR SIZE FLY-r (mm^2)	Werkzeugtyp TOOL	Bestell-Nr. ORDER NO. TE	Bemerkungen REMARKS
0,35 / 0,5	ELECTRICAL	9-0541100-X	Kontakte am Band CONTACTS ON TAPE
0.75	ELECTRICAL	9-0541101-X	Kontakte am Band CONTACTS ON TAPE

Massgebend ist der deutsche Text .

ONLY THE GERMAN-LANGUAGE VERSION
SHALL BE BINDING .

THIS DRAWING IS A CONTROLLED DOCUMENT. IT IS SUBJECT TO CHANGE AND THE CURRENT ORGANIZATION SHOULD BE CONTACTED FOR THEIR TECHNOLOGY/CONTENT VERIFICATION. ANY USE OF THIS DOCUMENT OTHER THAN FOR ITS INTENDED PURPOSE IS STRICTLY PROHIBITED WITHOUT WRITTEN AUTHORIZATION FROM TE OR AMP INC.

T FOR AMP INCORPORATED.
MAILING ENGINEERING
THE LATEST REVISION.
AMP INCORPORATED HOWMALLOWS.
DIMENSIONS: MASSEINHEITEN mm
TOLERANCES UNLESS OTHERWISE SPECIFIED
ALLGEMEINTOLERANZEN
0 PLC ±-
1 PLC ±-
2 PLC ±-
3 PLC ±-
4 PLC ±-
ANGLES / WINKEL ±-
MATERIAL -
FINISH /OBERFLAECHE/FARBE

DWN Abraham	25AUG2000	TE Connectivity
CHK Goeppel	09OCT2000	
APVD Bleicher	19AUG2011	NAME Buchsenkontakt, Crimp-Version / SOCKET CONTACT, CRIMP-VERSION
PRODUCT SPEC PRODUKTSPEZ.	108-94155	-
APPLICATION SPEC VERARBEITUNGSSPEZ.	114-18433	SIZE A1 / CAGE CODE - / DRAWING NO ZEICHNUNGS-NR. © 1411614 / RESTRICTED TO NUR FUER -
WEIGHT GEWICHT	-	
CUSTOMER DRAWING / KUNDENZEICHNUNG		SCALE MASSSTAB 10/1 / SHEET BLATT 1 OF VON 1 / REV A3