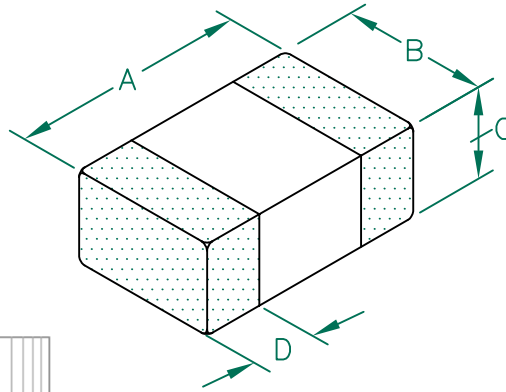


CPI1008K1R5R-10

UNCONTROLLED DOCUMENT

PHYSICAL DIMENSIONS:

A	2.50 [.098]	+ 0.20[.008]
B	2.00 [.079]	+ 0.20[.008]
C	0.90 [.035]	+ 0.10[.004]
D	0.60 [.024]	+ 0.20[.008]

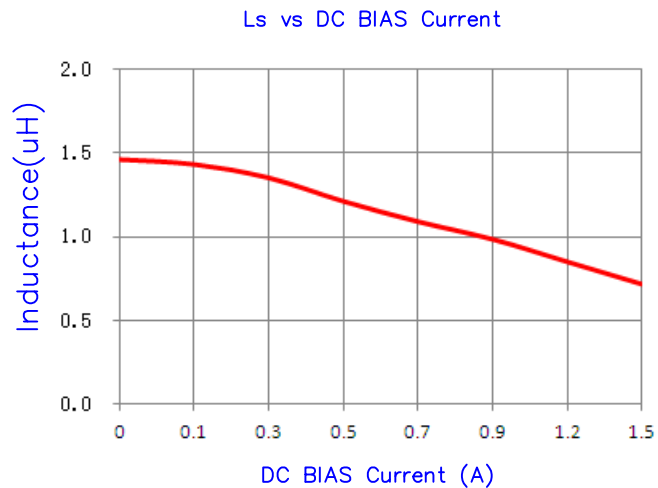
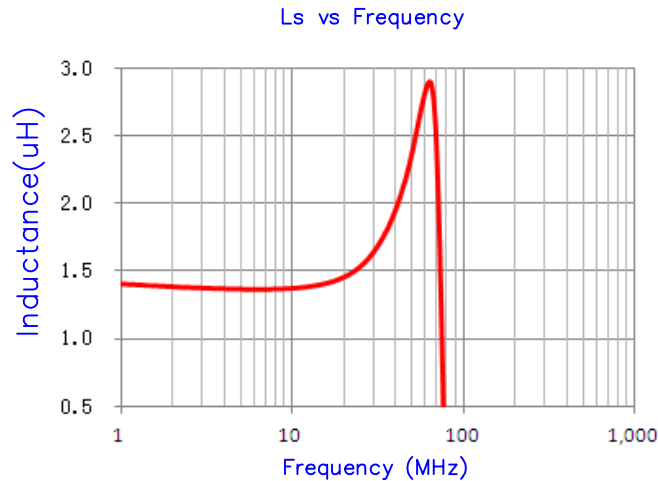


ELECTRICAL CHARACTERISTICS:

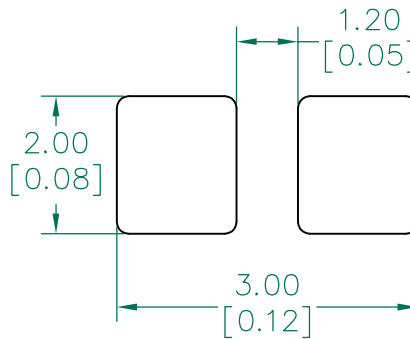
	L (μ H) @ 1MHz $\pm 20\%$	DCR (Ω) $\pm 25\%$	I (Max)
Nom	1.5	0.1300	
Min	1.2	0.0975	
Max	1.8	0.1625	1500mA

NOTES: UNLESS OTHERWISE SPECIFIED

1. TAPED AND REELED per CURRENT EIA SPECIFICATIONS 7" REELS, 3000 PCS/REEL, EMBOSSED PLASTIC TAPE.
2. TERMINATION FINISH IS 100% MATTE Sn OVER Ni.
3. COMPONENTS SHOULD BE ADEQUATELY PREHEATED BEFORE SOLDERING.
4. I (MAX.) IS BASED ON THE MAXIMUM SUSTAINED CURRENT APPLIED WHILE MAINTAINING A MAXIMUM TEMPERATURE RISE OF 40°C OVER AMBIENT.
5. OPERATION TEMPERATURE TEMP: -55°C~+125°C (INCLUDING SELF-HEATING)

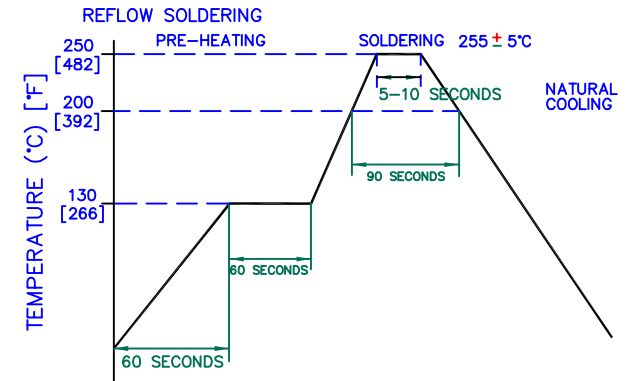


LAND PATTERNS FOR REFLOW SOLDERING



(For wave soldering, add 0.763 [0.030] to this dimension)

RECOMMENDED SOLDERING CONDITIONS



DIMENSIONS ARE IN mm [INCHES].				This print is the property of Laird Tech. and is loaned in confidence subject to return upon request and with the understanding that no copies shall be made without the written consent of Laird Tech. All rights to design or invention are reserved.			
				PROJECT/PART NUMBER:		REV:	PART TYPE:
C	UPDATE PAD DIMENSION ROHS	07/08/14	QU	CPI1008K1R5R-10		C	CO-FIRE
B	UPDATE LAIRD LOGO AND NOTES 5	08/05/13	QU	DATE:	03/01/11	SCALE:	NTS
A	ORIGINAL DRAFT	03/01/11	QU	CAD #		SHEET:	
REV	DESCRIPTION	DATE	INT	CPI1008K1R5R-10-C		TOOL #	-
							1 of 1