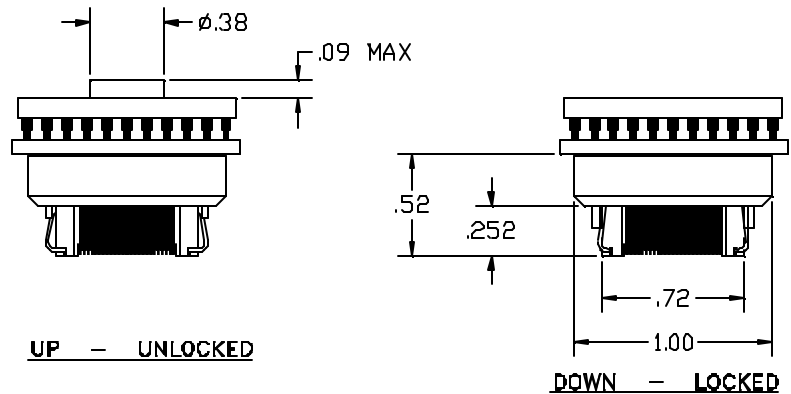
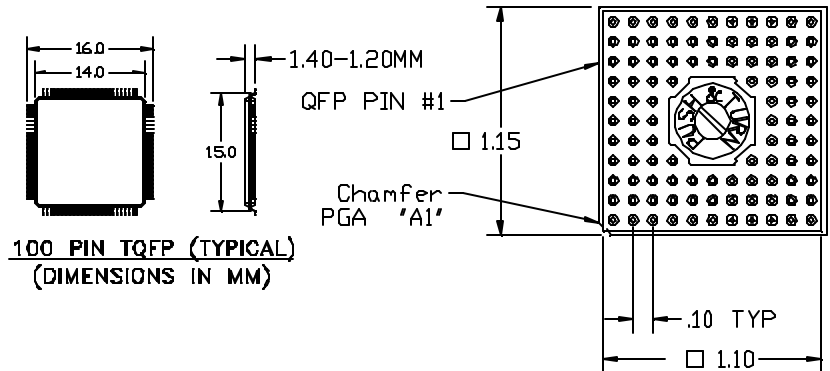


## Model 6150 100 Pin TQFP Test Clip 0.50mm Lead Pitch

These new, compact TQFP test clips provide the user with an easy means to connect test instruments to the fine pitch plastic TQFP and SQFP chip leads.

- Connects to high-density plastic TQFP or SQFP surface mounted chip leads.
- Locking feature insures positive retention on the chip in either vertical or horizontal position.
- Gold plated contacts for the chip leads and the connector pins assure noise free connection.
- Gold plated PGA adapter pins included for easy connections.



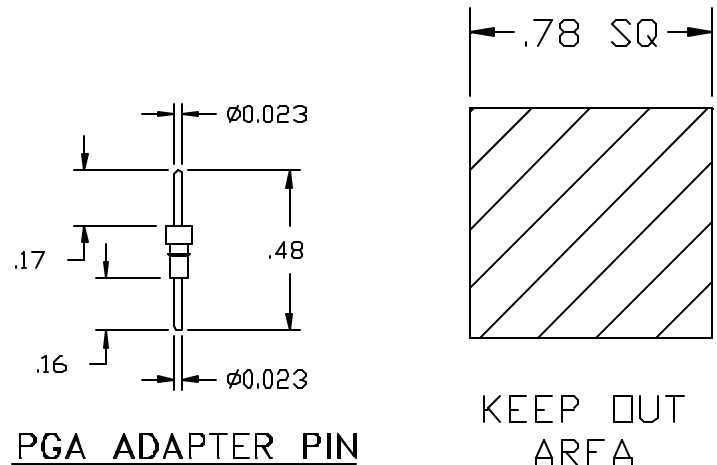
The PGA socket has a chamfered corner to identify the location of position A1 as shown in the drawing above. For the PGA layout, see the chart on page 2. Included PGA adapter pins provide access for .025" square socket jumpers.

Pomona's TQFP test clips are perfect for system design, field service testing, failure analysis, and for use with logic analyzers.

The patented locking mechanism holds the clip on the device by gripping the chip body at the corners of the chip body. The clip contacts are manufactured by a patented process that assures alignment.

Other clips are available in many common sizes to fit the most popular JEDEC and EIAJ packages now in use. See Pomona's full line catalog for complete details.

All dimensions are in inches. Tolerances (except noted): .xx =  $\pm .02$ " (.51 mm), .xxx =  $\pm .005$ " (.127 mm). All specifications are to the latest revisions. Specifications are subject to change without notice. Registered trademarks are the property of their respective companies. Made in USA



**PGA Socket Layout with QFP Leads**

11	4	99	98	96	92	88	85	81	78	77	79
10	2	7	100	95	90	89	86	80	76	82	74
9	3	1	97	94	91	87	83	84	72	75	73
8	6	5	9	93				68	69	70	71
7	10	11	8						66	65	67
6	13	14	12						62	64	63
5	17	15	16						58	61	60
4	21	20	19	18				43	59	55	56
3	23	25	22	34	33	37	41	44	47	51	53
2	24	32	26	30	36	39	40	45	50	57	52
1	29	27	28	31	35	38	42	46	48	49	54
	A	B	C	D	E	F	G	H	J	K	L

All dimensions are in inches. Tolerances (except noted): .xx = ±.02" (.51 mm), .xxx = ±.005" (.127 mm).  
 All specifications are to the latest revisions. Specifications are subject to change without notice.  
 Registered trademarks are the property of their respective companies. Made in USA