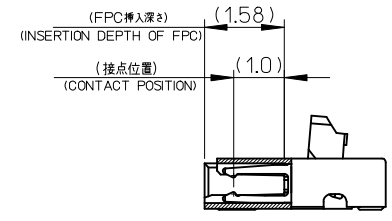
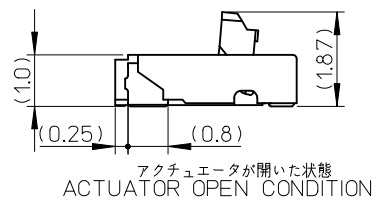
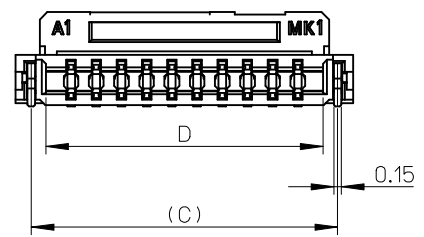


参考吸着エリア
PICK-UP AREA (REF.)

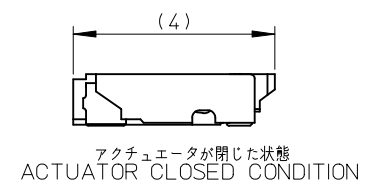
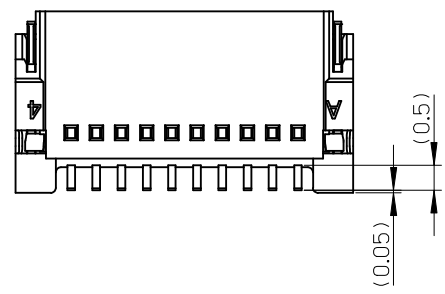
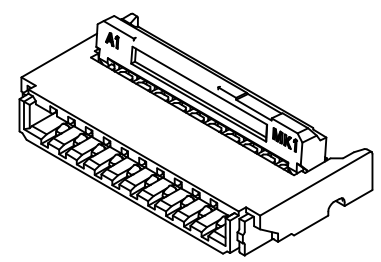
N: 極数
N: CIRCUITS

参考基板レイアウト (マウント面)
P.W. BOARD PATTERN DIMENSION (REF.)
(MOUNT AREA)

N: 極数
N: CIRCUITS



SECTION Y-Y



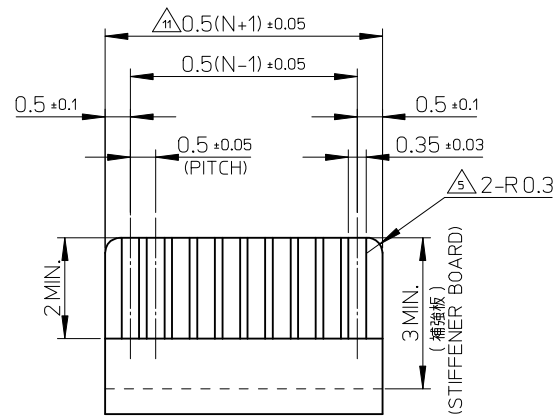
メタルマスク: 0.1mm
開口部: TERM.(0.7X0.3)
NAIL(1.0X0.3)
METAL MASK THICKNESS: 0.1mm
OPENING AREA: TERM.(0.7X0.3)
NAIL(1.0X0.3)

16.5	17.08	15.5	17.7	503480-3240	32
13.5	14.08	12.5	14.7	503480-2640	26
11.5	12.08	10.5	12.7	503480-2240	22
10.5	11.08	9.5	11.7	503480-2040	20
9.5	10.08	8.5	10.7	503480-1840	18
9.0	9.58	8.0	10.2	503480-1740	17
8.5	9.08	7.5	9.7	503480-1640	16
7.5	8.08	6.5	8.7	503480-1440	14
6.5	7.08	5.5	7.7	503480-1240	12
5.5	6.08	4.5	6.7	503480-1040	10
4.5	5.08	3.5	5.7	503480-0840	8
3.5	4.08	2.5	4.7	503480-0640	6
3.0	3.58	2.0	4.2	503480-0540	5
2.5	3.08	1.5	3.7	503480-0440	4
D	C	B	A	EMBOSSED PACKAGE	極数
				オーダー番号	ORDER NO. CIRCUIT
CONNECTOR SERIES No. 503480-xx49					

REVISED EC NO: KOR2015-0076 DRWN:YRKIM 2014/12/17 CHKD:KSKIM 2014/12/17 APPR:YSKIM02 2015/03/09	QUALITY SYMBOLS ▽=0 ◻=0	GENERAL TOLERANCES (UNLESS SPECIFIED)		DIMENSION STYLE MM ONLY		SCALE 10:1		DESIGN UNITS METRIC		THIRD ANGLE PROJECTION		
				mm	INCH	DRAWN BY	DATE	TITLE				
		4 PLACES ± --- ± ---				YRKIM	2014/06/11	0.5 FPC CONN. E/O BACKFLIP H=1.0MM ASSEMBLY molex				
		3 PLACES ± 0.3 ± ---				CHECKED BY	DATE					
2 PLACES ± 0.25 ± ---				KSKIM	2014/06/12	DOCUMENT NO. SD-503480-003						
1 PLACE ± 0.2 ± ---				APPROVED BY	DATE							
ANGULAR ± 1 °				YSKIM02	2014/07/15	SHEET NO. 1 OF 2						
DRAFT WHERE APPLICABLE MUST REMAIN WITHIN DIMENSIONS				MATERIAL NO.	DATE							
				SEE CHART		THIS DRAWING CONTAINS INFORMATION THAT IS PROPRIETARY TO MOLEX INCORPORATED AND SHOULD NOT BE USED WITHOUT WRITTEN PERMISSION						

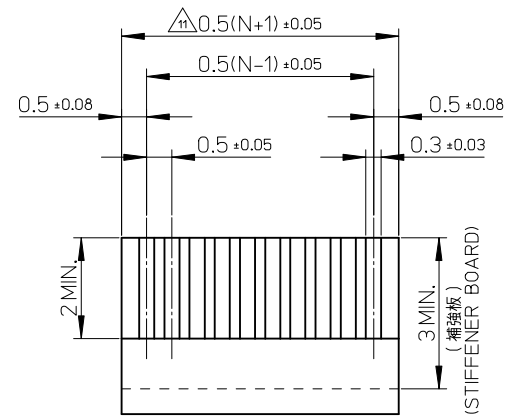
NOTES

- 部品構成
PART COMPOSITION
ハウジング・・・材質：液晶ポリマー（LCP）、ガラス充填、UL94V-0、ナチュラル（白）
HOUSING MATERIAL: LIQUID CRYSTAL POLYMER(LCP), GLASS FILLED, UL94V-0, NATURAL(WHITE)
ターミナル・・・材質：燐青銅
TERMINAL MATERIAL: PHOSPHOR BRONZE
コンタクト部：部分金メッキ (0.1μm以上)
テール部：部分金メッキ
下地：ニッケルメッキ (1.0μm以上)
CONTACT AREA: SEPARATED GOLD PLATING (0.1 MICROMETER MINIMUM)
SOLDER TAIL AREA: SEPARATED GOLD PLATING
UNDERPLATE: NICKEL OVERALL (1.0 MICROMETER MINIMUM)
アクチュエータ・・・材質：ポリアミド（PA）、ガラス充填、UL94 HB、黒色
ACTUATOR MATERIAL: POLYAMIDE(PA), GLASS FILLED, UL94 HB, BLACK
ネイル・・・材質：燐青銅
NAIL MATERIAL: PHOSPHOR BRONZE
テール部：銅メッキ (1.0μm以上)
下地：ニッケルメッキ (1.0μm以上)
SOLDER TAIL AREA: TIN OVERALL (1.0 MICROMETER MINIMUM)
UNDERPLATE: NICKEL OVERALL (1.0 MICROMETER MINIMUM)
- 基板実装前にアクチュエータを操作しないで下さい。
PLEASE DO NOT OPERATE THE ACTUATOR BEFORE MOUNTING.
- 必ずFPCを挿入してからアクチュエータを操作して下さい。
PLEASE OPERATE THE ACTUATOR AFTER INSERTING THE FPC INTO THE CONNECTOR.
- FPCについて
ABOUT FPC
補強フィルム材質はポリイミドを推奨します。ベースフィルムは25μmを推奨します。
接着剤は熱硬化接着剤を推奨します。
尚、接着剤の接点部への付着は導通不良の原因になりますので、染み出しが無い様、お願い致します。
RECOMMENDED STIFFENER MATERIAL: POLYIMIDE
RECOMMENDED BASE FILM THICKNESS: 25 MICROMETER
RECOMMENDED ADHESIVE: THERMOSETTING ADHESIVE
NOTE: PLEASE PUT APPROPRIATE AMOUNT OF ADHESIVE ON ADHEREND BECAUSE THERE IS A POSSIBILITY THAT THE EXTRA ADHESIVE CAUSES THE DEFECT IN ELECTRICAL CONTINUITY.
打抜き方向は導体側から補強板側を推奨致します。
導体部については軟銅箔35μmを推奨致します。
RECOMMENDED PUNCHER DIRECTION: FROM CONDUCTOR SIDE TO STIFFENER FILM SIDE.
RECOMMENDED CONDUCTOR SPECIFICATION: THICKNESS OF SOFT COPPER FOIL: 35MICROMETER
△R0.3は、FPC導体部にかからないこと。
R0.3 MUST NOT BE OVERLAPPED TO PATTERN OF FPC.
- ELV及びRoHS適合品
ELV AND ROHS COMPLIANT
- 平坦度：0.1以下
COPLANARITY : 0.1 MAXIMUM
- 製造上の都合により機能を阻害しない部位の形状を変更する可能性があります。
PLEASE RECOGNIZE A POSSIBILITY TO CHANGE THE SHAPE OF THE PART THAT DOES NOT OBSTRUCT A FUNCTION, BY CIRCUMSTANCES IN OUR PRODUCTION.
- 本製品の納入状態はアクチュエータが開いた状態となります。
THIS PRODUCT IS DELIVERED WITH THE ACTUATOR IN THE OPEN POSITION.
- 本製品は両面(上面、下面)接触に対応しております。
THIS PRODUCT IS DUAL-CONTACT (TOP- AND BOTTOM-CONTACTS) TYPE CONNECTOR.
FPC幅が0.5(N+1)+0.02を超える場合、FPC挿入性の事前確認をお願いします。
PLEASE CONFIRM TO INSERT FPC IN ADVANCE WHEN FPC WIDTH IS OVER 0.5(N+1)+0.02.



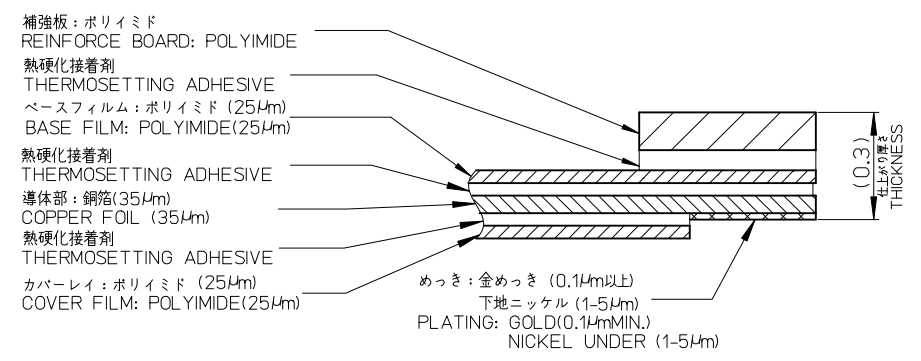
適合FPC推奨寸法
APPLICABLE FPC
RECOMMENDED DIMENSION
N:極数
N:CIRCUITS

(仕上がり厚さ: 0.3 ± 0.05) : 30極以下に適用
(THICKNESS : 0.3 ± 0.05) : 30 OR LESS CIRCUITS
(仕上がり厚さ: 0.3 ± 0.03) : 31極以上に適用
(THICKNESS : 0.3 ± 0.03) : 31 OR OVER CIRCUITS



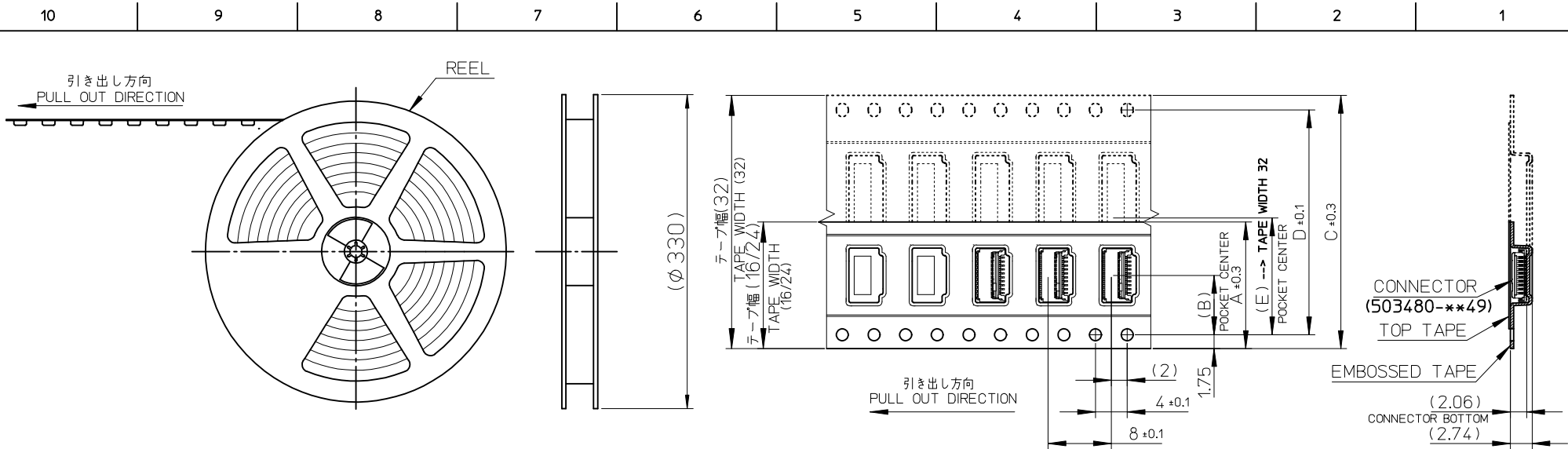
適合FFC推奨寸法
APPLICABLE FFC
RECOMMENDED DIMENSION
N:極数
N:CIRCUITS

(仕上がり厚さ: 0.3 ± 0.05) : 30極以下に適用
(THICKNESS : 0.3 ± 0.05) : 30 OR LESS CIRCUITS
(仕上がり厚さ: 0.3 ± 0.03) : 31極以上に適用
(THICKNESS : 0.3 ± 0.03) : 31 OR OVER CIRCUITS



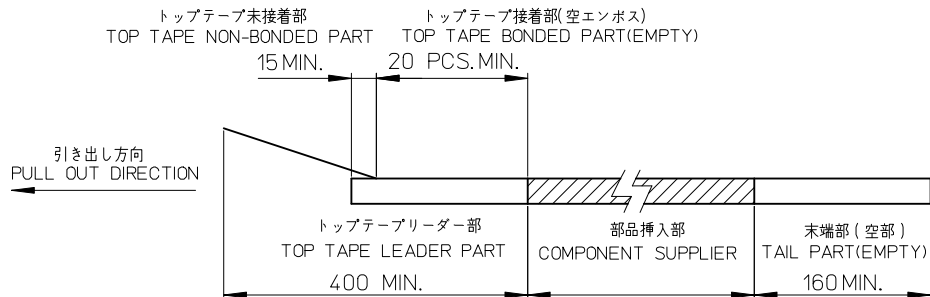
FPC構成推奨仕様

REVISED		DESCRIPTION	QUALITY SYMBOLS	GENERAL TOLERANCES (UNLESS SPECIFIED)		DIMENSION STYLE		SCALE	DESIGN UNITS	THIRD ANGLE PROJECTION
EC NO.	DATE			mm	INCH	MM ONLY	SCALE			
KOR2015-0076	2014/12/17	DRWN:YRK1M CHKD:KSK1M APPR:YSK1M02	▽=0 ◻=0	4 PLACES	± ---	± ---	YRK1M	2014/06/11	METRIC	0.5 FPC CONN. E/O BACKFLIP H=1.0MM ASSEMBLY
DRWN:YRK1M	2014/12/17			3 PLACES	± 0.3	± ---	CHECKED BY	DATE		
CHKD:KSK1M	2014/12/17			2 PLACES	± 0.25	± ---	KSK1M	2014/06/12		
APPR:YSK1M02	2015/03/09			1 PLACE	± 0.2	± ---	APPROVED BY	DATE		
				ANGULAR ± 1 °		YSK1M02		2014/07/15	molex	
				DRAFT WHERE APPLICABLE MUST REMAIN WITHIN DIMENSIONS		MATERIAL NO. SEE SHEET1		DOCUMENT NO. SD-503480-003		SHEET NO. 2 OF 2
						SIZE A3		THIS DRAWING CONTAINS INFORMATION THAT IS PROPRIETARY TO MOLEX INCORPORATED AND SHOULD NOT BE USED WITHOUT WRITTEN PERMISSION		



NOTES

- 製品(503480-***49)の詳細寸法については、SD-503480-003をご参照下さい。
IN THE PACKAGE, PART NO. 503480-***49 DETAILED DIMENSIONS.
REFER TO SD-503480-003.
- 梱包数量 : 3000個/リール
NUMBER OF CONNECTORS : 3000PCS/REEL
- リードテープの長さ
LEAD TAPE LENGTH



4. 材料
- キャリアテープ : PET
 トップテープ : PET, OTHER
 リール : PS <リサイクル材を含む>
- MATERIAL
 CARRIER TAPE : PET
 TOP TAPE : PET, OTHER
 REEL : PS <RECYCLE MATERIAL CONTAINED>

5. カバーテープの剝離強度については、IEC60286-3に準拠
COVER TAPE PEEL FORCE IS DEFINED BY IEC60286-3.

エンボステープ内の製品の向き
DIRECTION OF CONNECTOR IN EMBOSSED TAPE

14.2	28.4	32			32	503480-3240	32
			-	-		503480-2640	26
						503480-2240	22
						503480-2040	20
			11.5	24	24	503480-1840	18
						503480-1740	17
						503480-1640	16
						503480-1440	14
						503480-1240	12
						503480-1040	10
			-	-	7.5	16	16
						503480-0840	8
						503480-0640	6
						503480-0540	5
						503480-0440	4
E	D	C	B	A	テープ幅 TAPE WIDTH	オーダー番号 ORDER NO.	極数 CIRCUIT

REVISED EC NO: KOR2015-0076 DRWN:YRKIM 2014/12/17 CHKD:KSKIM 2014/12/17 APPR:YSKIM02 2015/03/09	QUALITY SYMBOLS ▼=0 ◻=0	GENERAL TOLERANCES (UNLESS SPECIFIED)		DIMENSION STYLE MM ONLY		SCALE 2:1	DESIGN UNITS METRIC	THIRD ANGLE PROJECTION	
		mm	INCH	DRAWN BY YRKIM	DATE 2014/06/11	TITLE 0.5 FPC CONN. E/O EMBOSSED TAPE PACKAGE			
		4 PLACES ± --- ± ---		CHECKED BY KSKIM	DATE 2014/06/12				
		3 PLACES ± 0.3 ± ---		APPROVED BY YSKIM02	DATE 2014/07/15				
2 PLACES ± 0.25 ± ---		ANGULAR ± 3 °		MATERIAL NO.	DOCUMENT NO.	SHEET NO.			
1 PLACE ± 0.2 ± ---		DRAFT WHERE APPLICABLE MUST REMAIN WITHIN DIMENSIONS		SIZE A3	SEE CAHRT			SD-503480-004	1 OF 1
THIS DRAWING CONTAINS INFORMATION THAT IS PROPRIETARY TO MOLEX INCORPORATED AND SHOULD NOT BE USED WITHOUT WRITTEN PERMISSION									