

# "High Frequency Ceramic Solutions"

## 2.45 GHz Band Pass Filter

P/N 2450BP39D100B

Detail Specification: 10/18/05

Page 1 of 2

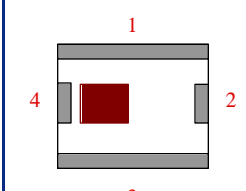
### General Specifications

Part Number	2450BP39D100B
Frequency (MHz)	2400 - 2500
Insertion Loss	2.5 dB max.
Return Loss	9.5 dB min.
Attenuation (min.)	35 dB @ 880 - 915 MHz
Attenuation (min.)	18 dB @ 1710 - 1990 Mhz
Attenuation (min.)	12 dB @ 2100 MHz
Attenuation (min.)	35 dB @ 3200 MHz
Attenuation (min.)	22 dB @ 4800 - 5000 MHz
Attenuation (min.)	22 dB @ 7200 - 7500 MHz

Impedance	50 $\Omega$
Input Power	500 mW max.
Operating Temperature	-40 to +85°C
Storage Temperature	-40 to +85°C
Reel Quantity	3,000

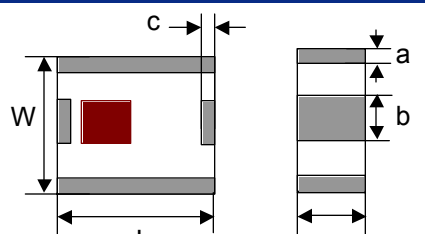
Termination Style	AgPt	Suffix = "None"	eg. 2450BP39D100B
	Tin / Lead	Suffix = "/Pb"	eg. 2450BP39D100B/Pb

Terminal Configuration	
No.	Function
1	GND
2	OUT
3	GND
4	IN



### Mechanical Dimensions

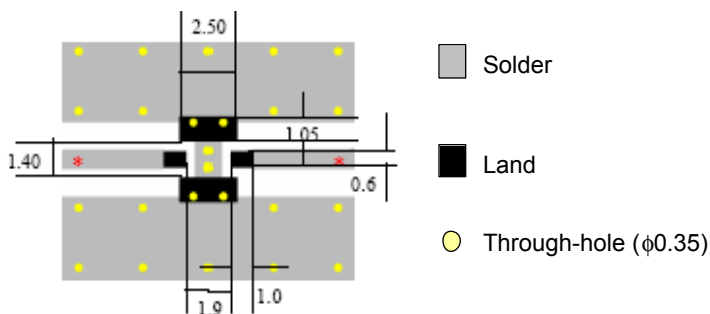
	In	mm
L	0.098 $\pm$ 0.008	2.50 $\pm$ 0.20
W	0.079 $\pm$ 0.008	2.00 $\pm$ 0.20
T	0.037 $\pm$ 0.004	0.95 $\pm$ 0.10
a	0.012 $\pm$ 0.008	0.30 $\pm$ 0.20
b	0.024 $\pm$ 0.008	0.60 $\pm$ 0.20
c	0.012 $\pm$ 0.008	0.30 $\pm$ 0.20



### Mounting Considerations

Mount these devices with brown mark facing up.

\* Line width should be designed to provide 50 ohm impedance, depending on PCB material and thickness



Units: mm

Johanson Technology, Inc. reserves the right to make design changes without notice.  
All sales are subject to Johanson Technology, Inc. terms and conditions.



[www.johansontechnology.com](http://www.johansontechnology.com)

931 Via Alondra • Camarillo, CA 93012 • TEL 805.389.1166 FAX 805.389.1821

2003 Johanson Technology, Inc. All Rights Reserved

# "High Frequency Ceramic Solutions"

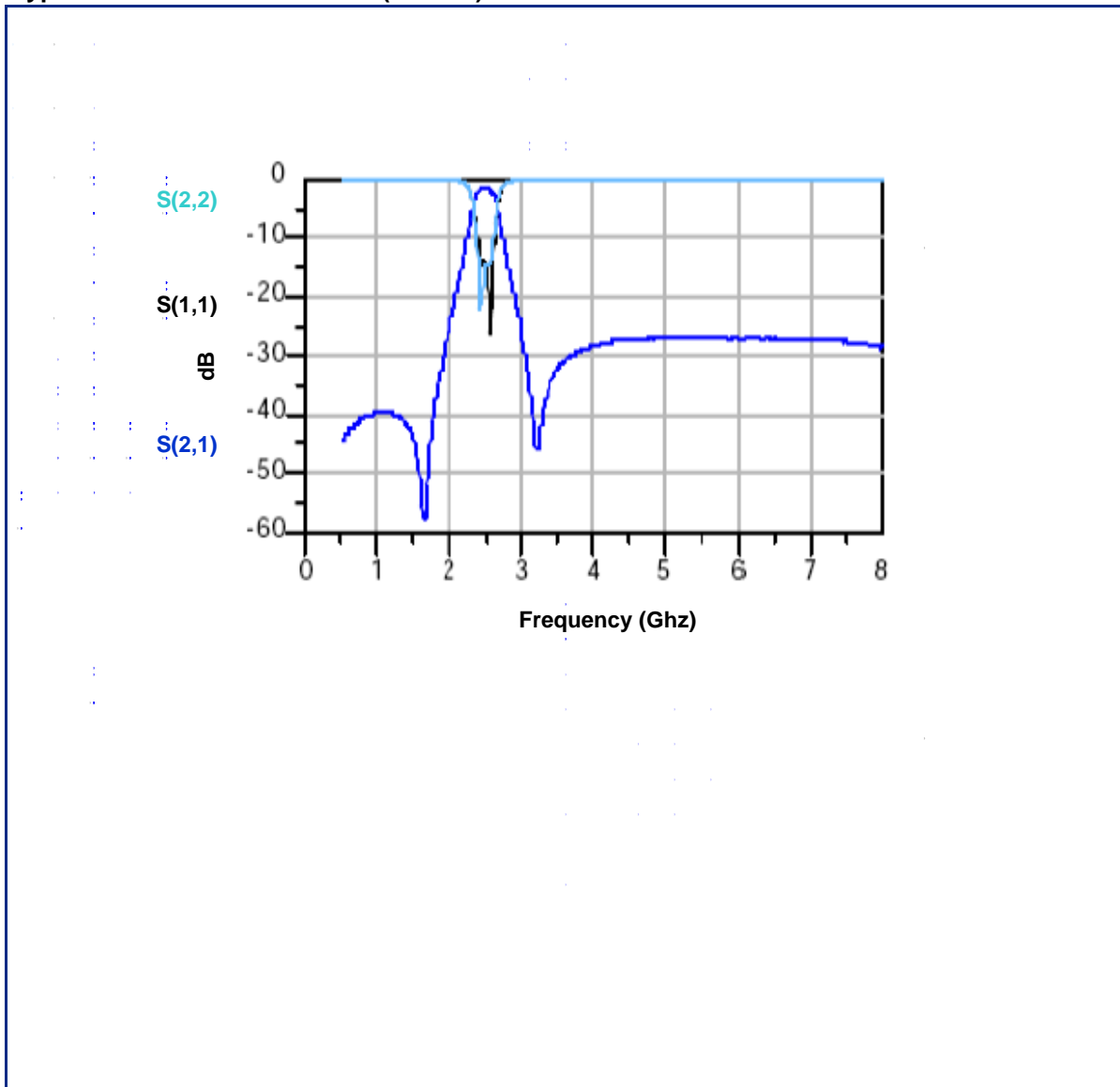
**2.45 GHz Band Pass Filter**

**P/N 2450BP39D100B**

Detail Specification: 10/18/05

Page 2 of 2

## Typical Electrical Performance (T=25°C)



Johanson Technology, Inc. reserves the right to make design changes without notice.  
All sales are subject to Johanson Technology, Inc. terms and conditions.