

DATA SHEET

For a complete data sheet, please also download:

- The IC04 LOCMOS HE4000B Logic Family Specifications HEF, HEC
- The IC04 LOCMOS HE4000B Logic Package Outlines/Information HEF, HEC

HEF4072B **gates** Dual 4-input OR gate

Product specification
File under Integrated Circuits, IC04

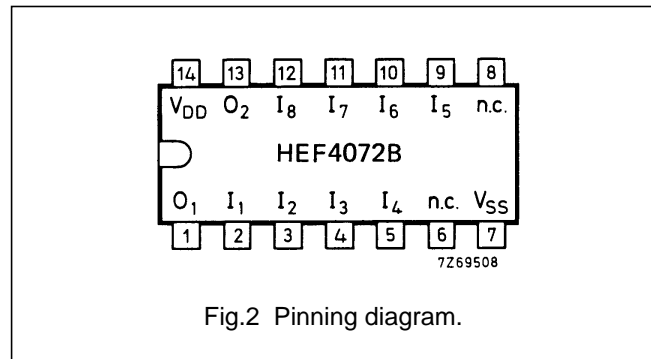
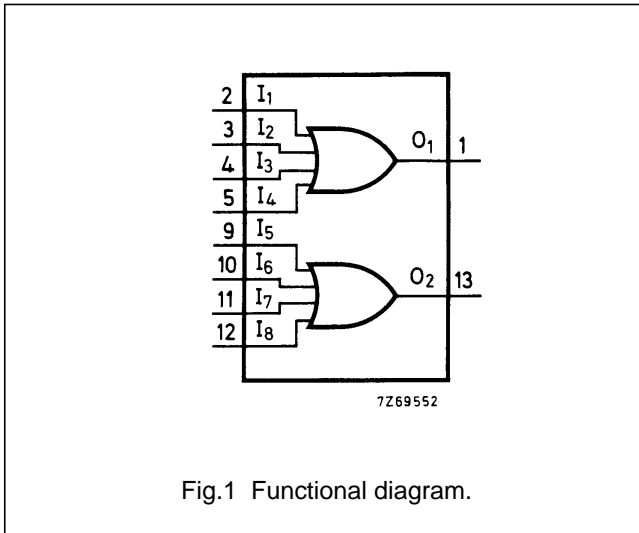
January 1995

Dual 4-input OR gate

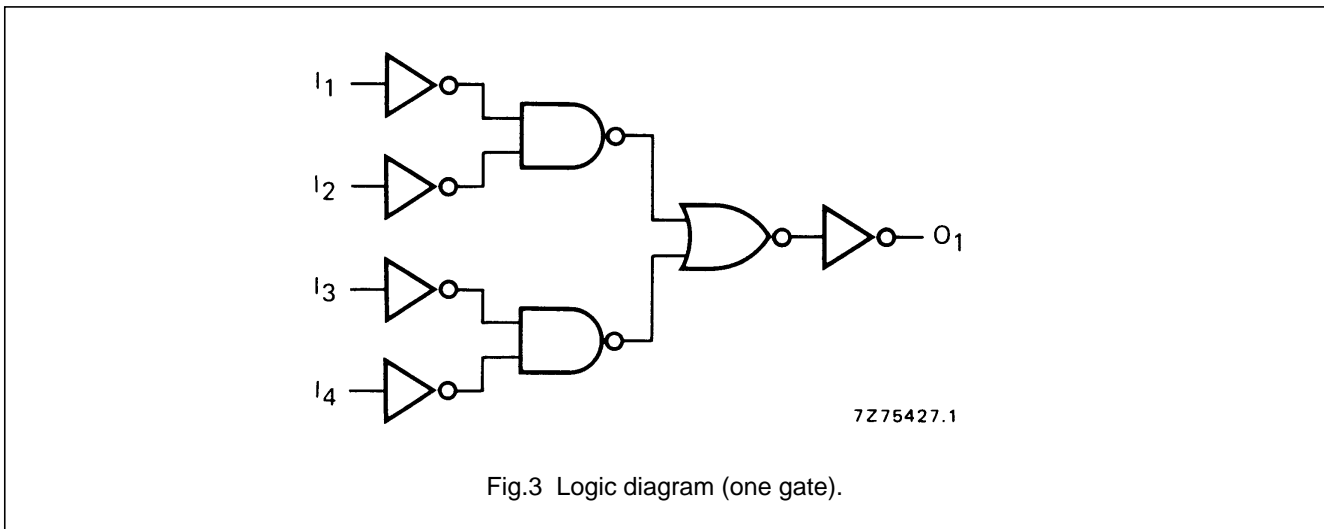
HEF4072B gates

DESCRIPTION

The HEF4072B provides the positive dual 4-input OR function. The outputs are fully buffered for highest noise immunity and pattern insensitivity of output impedance.



- HEF4072BP(N): 14-lead DIL; plastic (SOT27-1)
- HEF4072BD(F): 14-lead DIL; ceramic (cerdip) (SOT73)
- HEF4072BT(D): 14-lead SO; plastic (SOT108-1)
- (): Package Designator North America



FAMILY DATA, I_{DD} LIMITS category GATES

See Family Specifications

Dual 4-input OR gate

HEF4072B
gates

AC CHARACTERISTICS

$V_{SS} = 0\text{ V}$; $T_{amb} = 25\text{ }^\circ\text{C}$; $C_L = 50\text{ pF}$; input transition times $\leq 20\text{ ns}$

	V_{DD} V	SYMBOL	TYP.	MAX.		TYPICAL EXTRAPOLATION FORMULA	
Propagation delays $I_n \rightarrow O_n$ HIGH to LOW	5	t_{PHL}	80	155	ns	$53\text{ ns} + (0,55\text{ ns/pF}) C_L$	
	10		35	70	ns	$24\text{ ns} + (0,23\text{ ns/pF}) C_L$	
	15		25	55	ns	$17\text{ ns} + (0,16\text{ ns/pF}) C_L$	
	LOW to HIGH	5	t_{PLH}	75	145	ns	$48\text{ ns} + (0,55\text{ ns/pF}) C_L$
		10		35	70	ns	$24\text{ ns} + (0,23\text{ ns/pF}) C_L$
		15		25	55	ns	$17\text{ ns} + (0,16\text{ ns/pF}) C_L$
Output transition times HIGH to LOW	5	t_{THL}	60	120	ns	$10\text{ ns} + (1,0\text{ ns/pF}) C_L$	
	10		30	60	ns	$9\text{ ns} + (0,42\text{ ns/pF}) C_L$	
	15		20	40	ns	$6\text{ ns} + (0,28\text{ ns/pF}) C_L$	
	LOW to HIGH	5	t_{TLH}	60	120	ns	$10\text{ ns} + (1,0\text{ ns/pF}) C_L$
		10		30	60	ns	$9\text{ ns} + (0,42\text{ ns/pF}) C_L$
		15		20	40	ns	$6\text{ ns} + (0,28\text{ ns/pF}) C_L$

	V_{DD} V	TYPICAL FORMULA FOR P (μW)	
Dynamic power dissipation per package (P)	5	$950 f_i + \sum (f_o C_L) \times V_{DD}^2$	where f_i = input freq. (MHz) f_o = output freq. (MHz) C_L = load capacitance (pF) $\sum (f_o C_L)$ = sum of outputs V_{DD} = supply voltage (V)
	10	$4500 f_i + \sum (f_o C_L) \times V_{DD}^2$	
	15	$13\,700 f_i + \sum (f_o C_L) \times V_{DD}^2$	