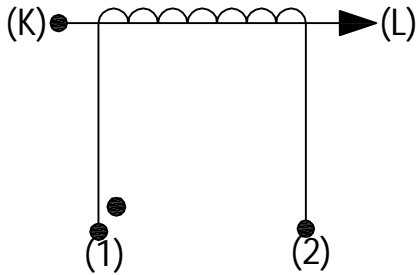


Product Type	Current Transformer
AMGIS Part Number	#u
Customer Part Number	
Place of Manufacture	

SCHEMATIC:



ELECTRICAL SPECIFICATION:

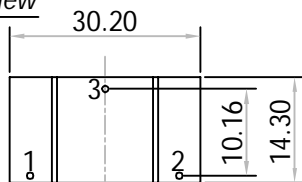
Rated input current	= 25Amps
Primary to Secondary isolation	= 2500VAC
Operating Frequency	= 50 / 60 Hz
Turns Ratio	= 1 : 1000
DC Resistance	= 48.00 $\Omega$
Output Voltage	= 2.5V @ 25A / 100 $\Omega$ , 0.0630W
$I_o$ @ $V_{rms}$ : 3.65V	= 566 $\mu$ Arms
Ratio Correction factor (RCF*)	= 1.02 @ 10% (Multiply current reading by this factor to compensate for transformer losses)

Volt/Amp at rated $I_p$ for different loads			
100 $\Omega$	500 $\Omega$	2000 $\Omega$	5000 $\Omega$
0.10	0.47	1.06	1.31

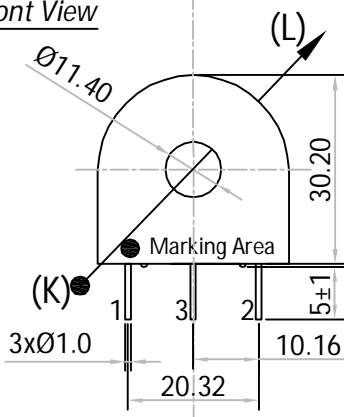
MECHANICAL SPECIFICATION :

OUTPUT RESPONSE vs INPUT CURRENT @ RATED BURDEN :

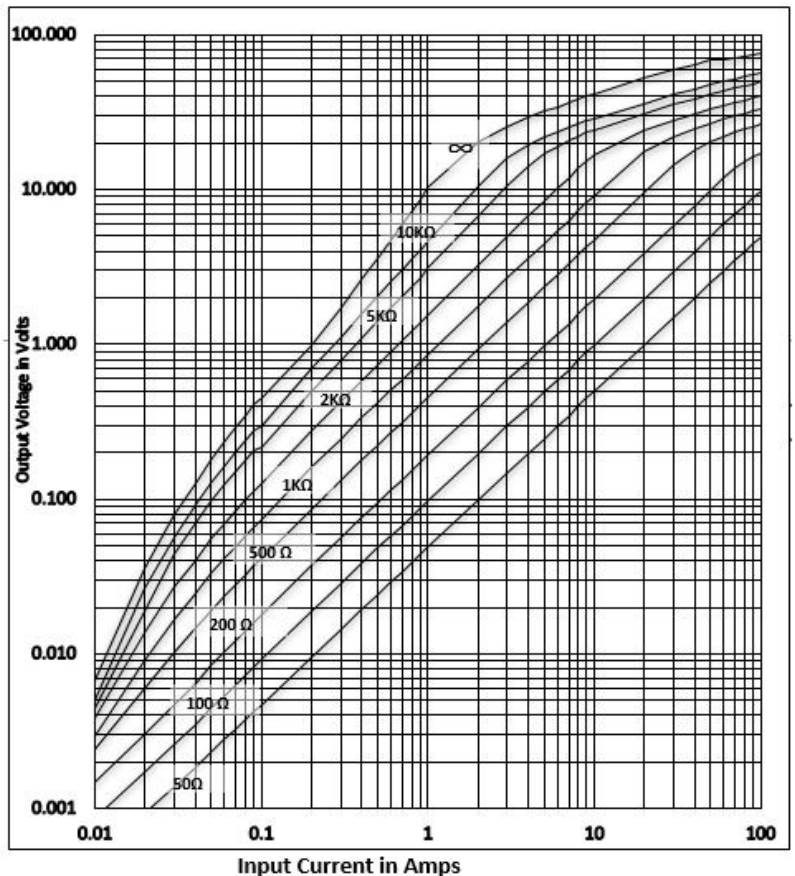
Pin Side View



Front View

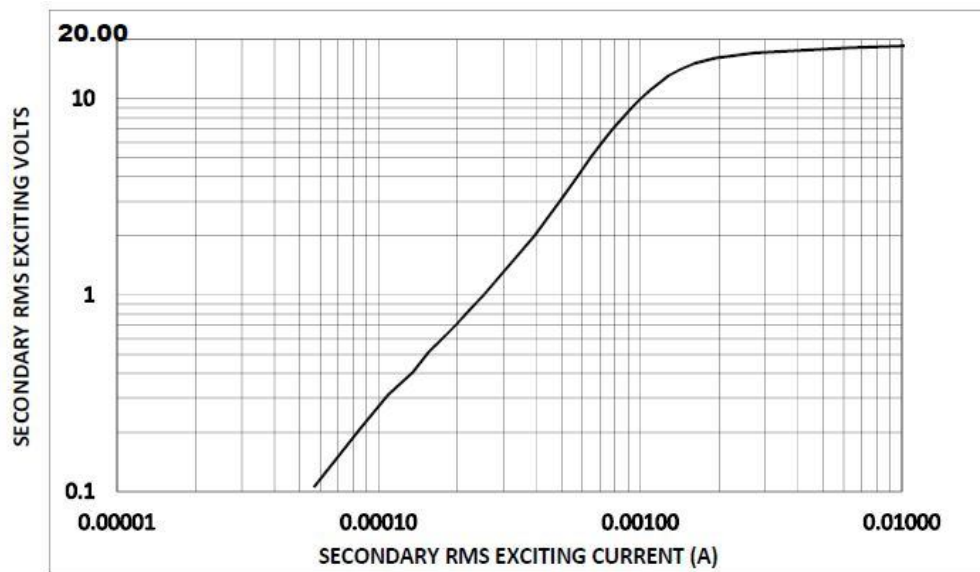


All dimensions are in mm  
Linear dimensional tolerance  $\pm 0.2$ mm

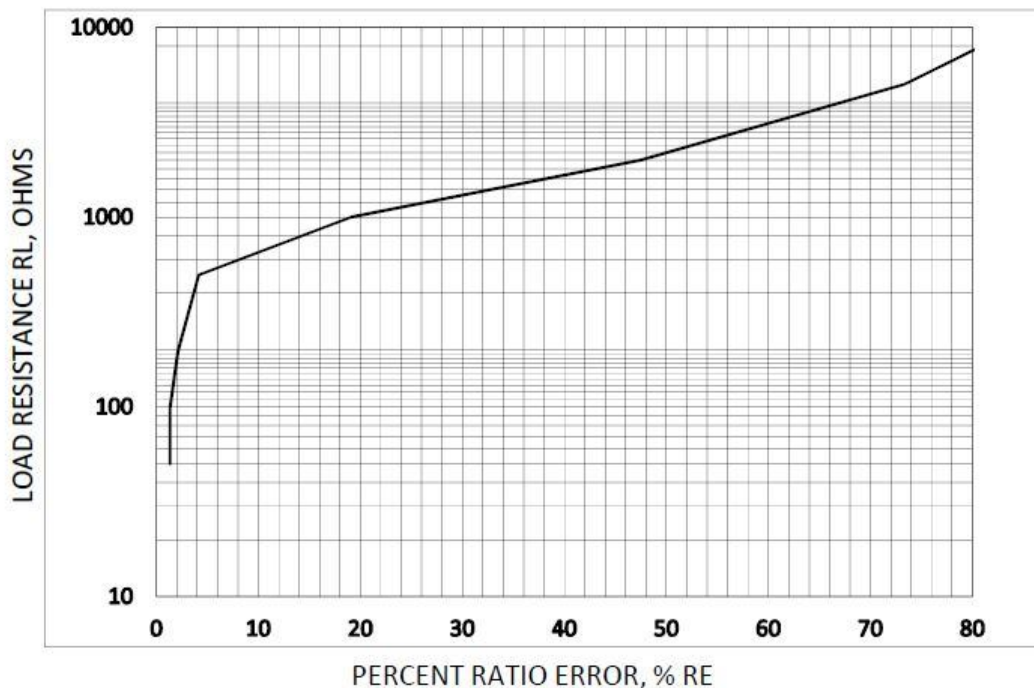


Note : Un-Used pin  $\rightarrow$  #3

TYPICAL EXCITATION CURVE :



RATIO ERROR (%) vs RATED BURDEN @ INPUT CURRENT :



TRAF0 WEIGHT:

Approx. Weight = 0.0355 kg / pc

MARKING INFORMATION:

L01-6214  
 Ac yr / wk code  
 ●  
 Dot mark for Start pin identification

-----Initial Issue-----	1	0	Balaji. R	18-Nov'2015
Changes	Issue	Rev	Initial	Date